


All technical data presented represent typical results, unless stated otherwise as min/max values. No guarantee is made that material will meet exactly the values shown.

Electrolyte Filler VD102AS (cylindrical cans)

Model: VD102AS



1. Objective

The VD102AS efficiently injects electrolyte into a battery can within an evacuated cell. With one button, the can holder will rise to create a vacuum, and the electrolyte will be filled into the can after precisely measured at the pump.

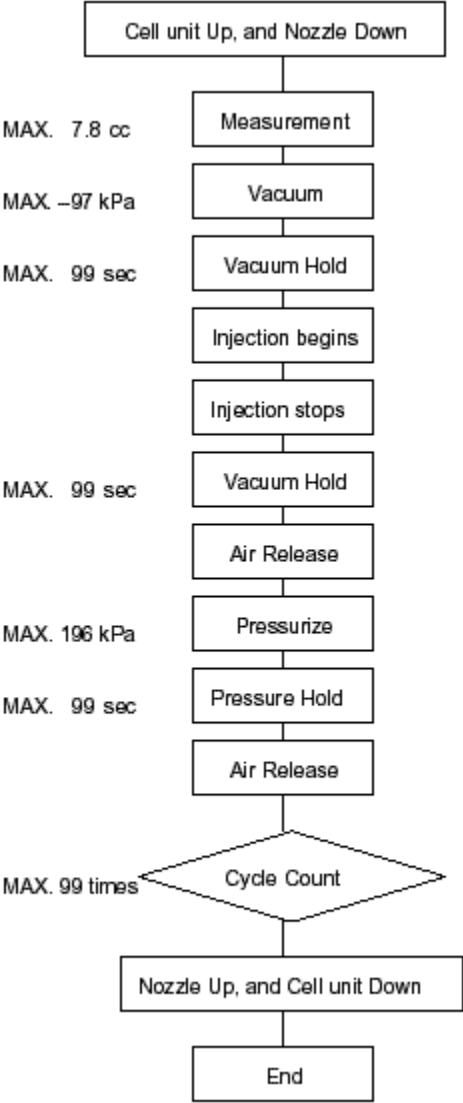
- I. The injection amount is precisely measured using a motor drive pump. Setting the injection amount is easy.
- II. The injection speed can be controlled at any setting using a flow control pump.
- III. The electrolyte is injected from a stock tank through a flow control pump.
- IV. Because the injection conditions, such as a pressure reduction, holding, the injection, a pressure increase, can be independently set.
- V. A vacuum level, injection rate, etc. can be adjusted manually.

2. Specifications

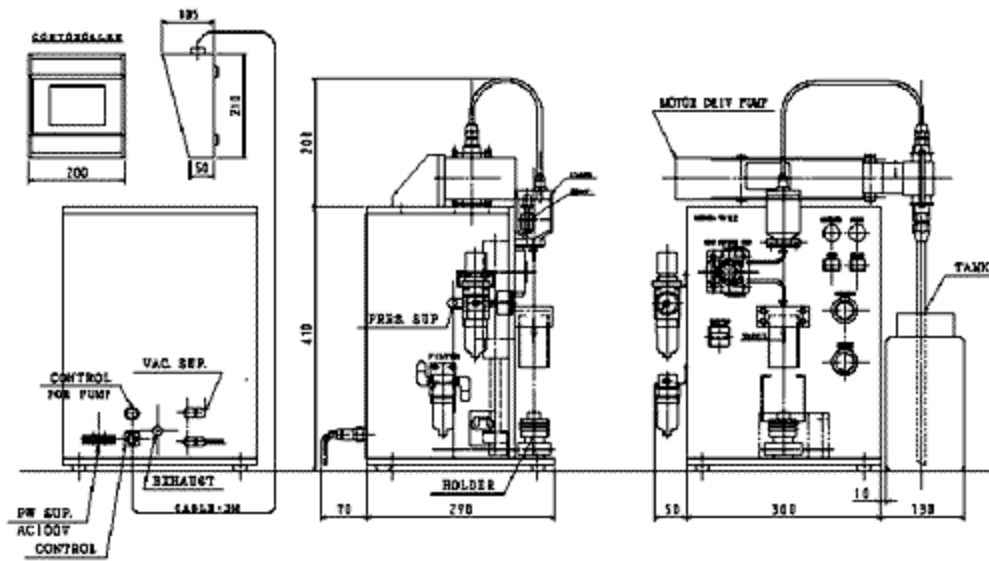
a. Application:	Electrolyte vacuum injection machine for lab use.
b. Power:	AC100V, 50/60Hz 200W
c. Controller:	Sequence control
d. Compressor supply:	9.9kgf/cm ² or less (argon/N ₂)
e. Amount of injection:	1.0-7.8cc : HFP-12A
f. Flow rate of injection:	0.3cc/sec. Or Up
g. Max. Vacuum:	-97kPa (-730mmHg)
h. Max. Pressure:	196kPa (2.0kg/cm ²)

i. Exterior dimensions:	Main body 300W x 450H x 370D Vacuum Pump 122W x 160H x 203D
j. Weight:	Main body approx. 25kg
k. Standard accessory:	Battery holder (18650), nozzle, and an operational manual

Process Flow Diagram



Appearance



Application: Advanced energy

Product type: Machinery

Production scale: Lab

Search tags: Hohsen, Machinery, Electrolyte filler, Filling